



# HIGH DENSITY ACCESS POINTS

The Xirrus High Density Access Points are the highest capacity Wi-Fi APs on the planet and deliver massive scalability to meet the demands of today's mobile users. These High Density APs feature powerful multi-core integrated controller, application-level intelligence, automated provisioning, and optional cloud management. Xirrus High Density APs are ideal for providing robust wireless connectivity in areas of medium to high density such as 1:1 classrooms, lecture halls, meeting rooms, open floor office areas and for Internet of Things (IOT) sensor networks.

## CONFIGURATION SPECIFICATIONS

	XD4-130	XD4-240
<b>Chassis Dimensions</b>	10"	10"
<b>Supported Standards</b>	802.11a/b/g/n/ac (Wave1)	802.11 a/b/g/n/ac (Wave 2)
<b>Total Number of Radios</b>	4	4
<b>Radio Type</b>	3x3 11ac 1.3Gbps	4x4 11ac 3.47Gbps
<b>MIMO Technology</b>	SU-MIMO	MU-MIMO
<b>Maximum Wi-Fi Bandwidth</b>	5.2Gbps	13.88Gbps
<b>Dedicated Wi-Fi Threat Sensor</b>	Yes	Yes
<b>Antennas</b>	12 (Internal)	16 (Internal)
<b>Peak Gain</b>	2.4GHz: 0.80 dBi / 5GHz: 8.50dBi	2.4GHz: 3.5dBi / 5GHz: 5.6dBi
<b>Max Power*</b>	2.4GHz: 19 dBm / 5GHz: 18 dBm	2.4GHz: 20dBm / 5GHz: 17dBm
<b>Maximum Wi-Fi Backhaul</b>	3.9Gbps	10.4Gbps
<b>Maximum Associated Users</b>	780	780
<b>Wired Uplinks</b> 802.3ad (Aggregate traffic), broadcast, link-backup (failover), load balance	2 - GbE	1 - 2.5/5 GbE, 1 - GbE
<b>Maximum Power Consumption</b>	25.5W (PoE+)	38W
<b>Weight</b>	2.5lbs	2.3lbs

\* Max power is limited by local regulations.



# HIGH DENSITY ACCESS POINTS

## TECHNICAL SPECIFICATIONS

Features	Specifications	
RF Management	Dynamic channel configuration Dynamic cell size configuration Monitor radio for threat assessment and mitigation Wired and Wireless RMON / Packet Captures Radio assurance for radio self test and healing	RF monitor 2.4 & 5Ghz Honeypot Control – Increase available 2.4 & 5Ghz wireless device density through management of spurious 2.4 & 5Ghz association traffic. Re-use and increase wireless device density through tight power controls.
High Availability	Supports hot stand-by mode for mission critical areas	
Environmentally Friendly	Supports ability to turn off radios based on schedule configuration	
Wireless Protocols	IEEE 802.11a, 802.11ac, 802.11b, 802.11d, 802.11e, 802.11g, 802.11h, 802.11i, 802.11j, 802.11k, 802.11n, 802.11w	
Wired Protocols	IEEE 802.3 10BASE-T, IEEE 802.3u 100BASE-TX , 1000BASE-T, 802.3ab 1000BASE-T IEEE 802.1q – VLAN tagging IEEE 802.3ad– Link aggregation IEEE 802.1d – Spanning tree IEEE 802.1p – Layer 2 traffic prioritization IPv6 Control – Increase wireless device density through control of unnecessary IPv6 traffic on IPv4-only networks. DHCP option 82	
Carrier Applications	Passpoint 2.0 Certification	
RFC Support	RFC 768 UDP RFC 791 IP RFC 2460 IPV6 (Bridging only) RFC 792 ICMP RFC 793 TCP	RFC 826 ARP RFC 1122 Requirements for internet hosts – communication layers RFC 1542 BOOTP RFC 2131 DHCP
Security	WPA IEEE 802.11i WPA2, RSN RFC 1321 MD5 Message-digest algorithm RFC 2246 TLS protocol version 1.0	RFC 3280 Internet X.509 PKI certificate and CRL profile RFC 4347 Datagram transport layer security RFC 4346 TLS protocol version 1.1
Encryption Types	Open, WEP, TKIP-MIC: RC4 40, 104 and 128 bits SSL and TLS: RC4 128-bit and RDA 1024 and 2048 bit	
Authentication	IEEE 802.1x RFC 2548 Microsoft vendor-specific RADIUS attributes RFC 2716 PPP EAP-TLS RFC 2865 RADIUS Authentication RFC 2866 RADIUS Accounting RFC 2867 Tunnel Accounting RFC 2869 RADIUS Extensions RFC 3576 Dynamic Authorizations extensions to RADIUS RFC 3579 RADIUS Support for EAP RFC 3748 EAP-PEAP	RFC 5216 EAP-TLS RFC 5281 EAP-TTLS RFC 2284 EAP-GTC RFC 4186 EAP-SIM RFC 3748 Leap Passthrough RFC 3748 Extensible Authentication Protocol Web Page Authentication WPR, Landing Page, Redirect Support for Internal WPR, Landing Page and Authentication Support for External WPR, Landing Page and Authentication Support for Xirrus Guest Access System



# HIGH DENSITY ACCESS POINTS

Features	Specifications	
Regulatory Compliance	EMC, Safety and Wireless <ul style="list-style-type: none"> <li>• FCC CFR 47 Part 15, Class B</li> <li>• ICES-003 Class B</li> <li>• FCC Subpart C 15.247</li> <li>• FCC Subpart E 15.407</li> <li>• RSS-247</li> <li>• EN 301 893</li> <li>• EN 300 328</li> <li>• EN 301 489 1 &amp; 17</li> <li>• EN 62311</li> <li>• EN 55022 (CISPR 22)</li> <li>• AS/NZS4268 + CISPR22</li> </ul>	Safety <ul style="list-style-type: none"> <li>• IEC 60950-1</li> <li>• EN 60950-1</li> <li>• UL 60950-1</li> <li>• CSA 22.2 No.60950-1-03</li> <li>• AS/NZS 60950.1</li> <li>• Air handling space (UL 2043)</li> </ul>
Environmental Specifications	Operating Temperature: 0-55C, 0-90% humidity, non-condensing Storage Temperature: -40C to 70C	
Channel Support 2.4GHz (Channel selections are based upon country code selections)	1, 2, 3, 4, 5, 6, 7, 8, 9, 10, 11, 12, 13, 14	
Channel Support 5GHz (Channel selections are based upon country code selections)	U-NII-1 – Non-DFS channels 36 40 44 48 U-NII-2A DFS channels* 52 56 60 64	U-NII-2C DFS channels* 100 104 108 112 116 120 124 128 132 136 140 144 U-NII-3 Non-DFS channels 149 153 157 161 165
Management Interfaces	Command line interface Web interface (http / https)	Xirrus Management System (XMS) XMS-Cloud XMS-Enterprise
Management	<ul style="list-style-type: none"> <li>• SNMP v1, v2c, v3</li> <li>• RFC 854 Telnet</li> <li>• RFC 1155 Management Information for TCP/IP Based Internets</li> <li>• RFC 1156 MIB</li> <li>• RFC 1157 SNMP</li> <li>• RFC 1212 Concise MIB Definitions</li> <li>• RFC 1213 SNMP MIB II</li> <li>• RFC 1215 A Convention for Defining Traps for use with the SNMP</li> <li>• RFC 1350 TFTP</li> <li>• RFC 1643 Ethernet MIB</li> <li>• RFC 2030 Simple Network Time Protocol SNTP</li> <li>• RFC 2578 Structure of Management Information Version 2 (SMIv2)</li> <li>• RFC 2579 Textual Conventions for SMIv2</li> <li>• RFC 2616 HTTP 1.1</li> <li>• RFC 2665 Definitions of Managed Objects for the Ethernet Like Interface Types</li> </ul>	<ul style="list-style-type: none"> <li>• RFC 2674 Definitions of Managed Objects for Bridges with Traffic Classes, Multicast Filtering and Virtual LAN Extensions</li> <li>• RFC 2819 Remote Network Monitoring Management Information Base</li> <li>• RFC 2863 The Interface Group MIB</li> <li>• RFC 3164 BSD Syslog Protocol</li> <li>• RFC 3414 User-based Security Model (USM) for version 3 of the Simple Network Management Protocol (SNMPv3)</li> <li>• RFC 3416 Version 2 of the Protocol Operations for the Simple Network Management Protocol (SNMP)</li> <li>• RFC 3417 Transport Mappings for the Simple Network Management Protocol (SNMP)</li> <li>• RFC 3418 Management Information Base (MIB) for the Simple Network Management Protocol (SNMP)</li> <li>• RFC 3584 Coexistence between Version 1, Version 2, and Version 3 of the Internet-standard Network Management Framework</li> <li>• RFC 3636 Definitions of Managed Objects for IEEE Xirrus Private MIBs</li> <li>• Integration with Splunk for accurate search and analysis of intra-organizational IT events</li> <li>• Netflow Export v9 and IPFIX compatibility allows for IP traffic statistics collection</li> </ul>

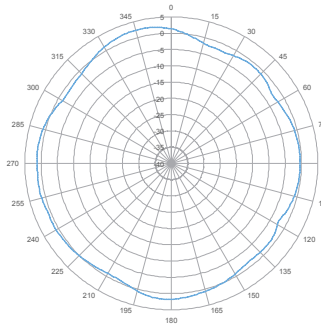
\* Currently not available on select models. DFS channels will be available upon regulatory certification.



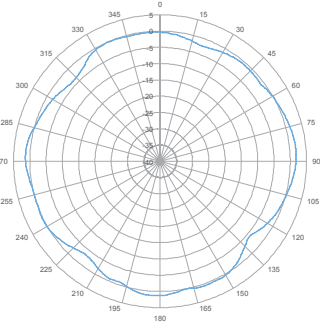
# HIGH DENSITY ACCESS POINTS

## ANTENNA PATTERN

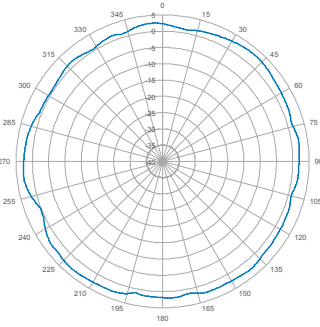
### RF COVERAGE ANTENNA PATTERN FOR XD4-240<sup>1</sup>



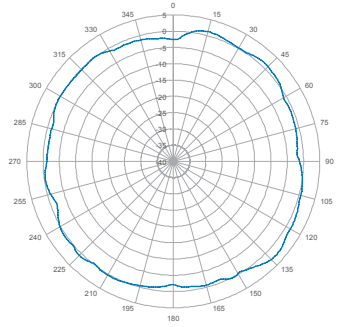
2.4 GHz Azimuth



2.4 GHz Elevation



5 GHz Azimuth



5 GHz Elevation

## RECEIVE SENSITIVITY<sup>2</sup>

2.4 GHz	XD4-130	XD4-240
802.11b		
1 Mbps	-93	-95
11Mbps	-80	-88
802.11g		
6 Mbps	-93	-93
54 Mbps	-80	-75
802.11n HT20		
MSC0	-93	-91
MSC7	-79	-72
802.11n HT40		
MSC0	-93	-88
MSC7	-77	-69

5 GHz	XD4-130	XD4-240
802.11a		
6 Mbps	-92	-89
54 Mbps	-78	-74
802.11n HT20		
MSC0	-93	-90
MSC7	-75	-71
802.11n HT40		
MSC0	-91	-87
MSC7	-73	-68
802.11ac VHT20		
MSC0	-91	-90
MSC9	-67	-66

5 GHz	XD4-130	XD4-240
802.11ac VHT40		
MSC0	-88	-87
MSC9	-66	-61
802.11ac VHT80		
MSC0	-86	-84
MSC9	-64	-58
802.11ac VHT160		
MSC0		
MSC9		

<sup>1</sup> Composite antenna pattern of 4 directional antennas

<sup>2</sup> Single radio chain



# HIGH DENSITY ACCESS POINTS

Part Number	Description
<b>CONFIGURED MODELS</b>	
XD4-130	High Density AP consisting of 4 fixed 1.3Gbps capable 802.11ac (Wave 1) 3x3 radios with integrated controller; includes 802.11ac license
XD4-240	High Density AP consisting of 4 fixed 3.47Gbps capable 802.11ac (Wave 2) 4x4 MU-MIMO radios with integrated controller; includes 802.11ac license
<b>SOFTWARE LICENSES</b>	
AOS-APPCON	Application Control license enabling Deep Packet Inspection (DPI) for application visibility and control on 1 radio
<b>ACCESSORIES</b>	
XP1-MSI-30	1 Port 30W PoE Injector that powers 1 AP. Requires order of appropriate XS-PWR-XX cord for the country where the AP will be deployed.
XP1-MSI-75	1 Port 75W PoE injector for XD4-240. Requires order of appropriate XS-PWR-XX cord for the country where the AP will be deployed.
XP1-MSI-75M	1 Port 75W PoE injector with SNMP and web management for XD4-240. Requires order of appropriate XS-PWR-XX cord for the country where the AP will be deployed.
Mounting Brackets	Refer to accessories guide for options, part numbers and detailed information.

**World Headquarters**  
 Xirrus, Inc.  
 2101 Corporate Center Drive  
 Thousand Oaks, CA 91320  
 Tel: +1 (805) 262-1600

**Silicon Valley Headquarters**  
 Xirrus, Inc.  
 440 N. Wolfe Road  
 Sunnyvale, CA 94085  
 Tel: +1 (805) 262-1600

**European Headquarters**  
 Xirrus, Inc.  
 55 Old Broad Street  
 London EC2M 1RX  
 Tel: +44 (0)207 997 6030